

Summary Results Report
 2024 General Election
 November 5, 2024

Statistics TOTAL

Registered Voters - Total	134,799
Ballots Cast - Total	114,612
Voter Turnout - Total	85.02%

U.S. PRESIDENT / VICE PRESIDENT

Vote For 1

	TOTAL	VOTE %	
REP DONALD J. TRUMP	67,549	59.49%	<div style="width: 59.49%; height: 10px; background-color: #ffc107;"></div>
DEM KAMALA D. HARRIS	41,238	36.32%	<div style="width: 36.32%; height: 10px; background-color: #ffc107;"></div>
Write-In: Invalid	1,495	1.32%	<div style="width: 1.32%; height: 10px; background-color: #ffc107;"></div>
LIB CHASE OLIVER	1,325	1.17%	<div style="width: 1.17%; height: 10px; background-color: #ffc107;"></div>
GRN JILL STEIN	644	0.57%	<div style="width: 0.57%; height: 10px; background-color: #ffc107;"></div>
CON JOEL SKOUSEN	580	0.51%	<div style="width: 0.51%; height: 10px; background-color: #ffc107;"></div>
CLAUDIA DE LA CRUZ	258	0.23%	<div style="width: 0.23%; height: 10px; background-color: #ffc107;"></div>
LUCIFER "JUSTIN CASE"	234	0.21%	<div style="width: 0.21%; height: 10px; background-color: #ffc107;"></div>
CORNEL RONALD WEST	189	0.17%	<div style="width: 0.17%; height: 10px; background-color: #ffc107;"></div>
Write-In: PETER SONSKI / LAUREN MICHELLE ONAK	21	0.02%	<div style="width: 0.02%; height: 10px; background-color: #ffc107;"></div>
Write-In: JAY J BOWMAN / DE D. BOWMAN	9	0.01%	<div style="width: 0.01%; height: 10px; background-color: #ffc107;"></div>
Write-In: FUTURE MADAM	7	0.01%	<div style="width: 0.01%; height: 10px; background-color: #ffc107;"></div>
Write-In: SHONDRA YEVETTE	0	0.00%	<div style="width: 0.00%; height: 10px; background-color: #ffc107;"></div>
Write-In: BUDDIE ARDEN	0	0.00%	<div style="width: 0.00%; height: 10px; background-color: #ffc107;"></div>
Write-In: STEVE M. JOHNSON	0	0.00%	<div style="width: 0.00%; height: 10px; background-color: #ffc107;"></div>
Write-In: ANDRE RAMON MC	0	0.00%	<div style="width: 0.00%; height: 10px; background-color: #ffc107;"></div>
Write-In Totals	1,532	1.35%	<div style="width: 1.35%; height: 10px; background-color: #ffc107;"></div>
Not Assigned	0	0.00%	<div style="width: 0.00%; height: 10px; background-color: #ffc107;"></div>

U.S. SENATE

Vote For 1

	TOTAL	VOTE %	
REP JOHN CURTIS	67,713	61.82%	<div style="width: 61.82%; height: 10px; background-color: #ffc107;"></div>
DEM CAROLINE GLEICH	35,286	32.21%	<div style="width: 32.21%; height: 10px; background-color: #ffc107;"></div>
IAP CARLTON E. BOWEN	5,932	5.42%	<div style="width: 5.42%; height: 10px; background-color: #ffc107;"></div>
Write-In: Invalid	588	0.54%	<div style="width: 0.54%; height: 10px; background-color: #ffc107;"></div>
Write-In: LAIRD FETZER	18	0.02%	<div style="width: 0.02%; height: 10px; background-color: #ffc107;"></div>
Write-In Totals	606	0.55%	<div style="width: 0.55%; height: 10px; background-color: #ffc107;"></div>
Not Assigned	0	0.00%	<div style="width: 0.00%; height: 10px; background-color: #ffc107;"></div>

U.S. HOUSE DISTRICT 1

Vote For 1

	TOTAL	VOTE %	
REP BLAKE D. MOORE	68,854	63.82%	<div style="width: 63.82%; height: 10px; background-color: #ffc107;"></div>
DEM BILL CAMPBELL	33,508	31.06%	<div style="width: 31.06%; height: 10px; background-color: #ffc107;"></div>
LIB DANIEL R. COTTAM	5,527	5.12%	<div style="width: 5.12%; height: 10px; background-color: #ffc107;"></div>

GOVERNOR / LT. GOVERNOR

Vote For 1

	TOTAL	VOTE %	
REP SPENCER J. COX	59,443	53.57%	
DEM BRIAN SMITH KING	30,804	27.76%	
Write-In: PHIL LYMAN / NATALIE CLAWSON	13,726	12.37%	
LIB J. ROBERT LATHAM	3,714	3.35%	
IAP TOMMY WILLIAMS	2,397	2.16%	
TOM TOMENY	485	0.44%	
Write-In: Invalid	344	0.31%	
Write-In: CHARLIE TAUTUAA / SYLVIA MIERA FISK	49	0.04%	
Write-In Totals	14,119	12.72%	
Not Assigned	0	0.00%	

ATTORNEY GENERAL

Vote For 1

	TOTAL	VOTE %	
REP DEREK BROWN	62,805	58.05%	
DEM RUDY J BAUTISTA	30,593	28.27%	
UUP MICHELLE QUIST	6,753	6.24%	
LIB W. ANDREW MCCULLOUGH	4,631	4.28%	
AUSTIN HEPWORTH	3,417	3.16%	

STATE AUDITOR AUDITOR

Vote For 1

	TOTAL	VOTE %	
REP TINA CANNON	66,878	63.04%	
DEM CATHERINE VOUTAZ	33,430	31.51%	
CON JEFFREY L. OSTLER	5,787	5.45%	

STATE TREASURER

Vote For 1

	TOTAL	VOTE %	
REP MARLO M. OAKS	67,086	63.27%	
DEM NEIL A HANSEN	32,950	31.08%	
UFP MILES POMEROY	5,993	5.65%	

UTAH SENATE DISTRICT 3

Vote For 1

	TOTAL	VOTE %	
REP JOHN D. JOHNSON	21,497	58.82%	
DEM STACY BERNAL	15,052	41.18%	

UTAH SENATE DISTRICT 4

Vote For 1

	TOTAL	VOTE %	
REP CALVIN RAY MUSSELMAN	29,588	100.00%	

UTAH HOUSE DISTRICT 6

Vote For 1		TOTAL	VOTE %
REP MATTHEW H. GWYNN	9,893	79.18%	
DEM AMBER HARDY	2,601	20.82%	

UTAH HOUSE DISTRICT 7

Vote For 1		TOTAL	VOTE %
REP RYAN D. WILCOX	13,190	100.00%	

UTAH HOUSE DISTRICT 8

Vote For 1		TOTAL	VOTE %
REP JASON B KYLE	12,695	100.00%	

UTAH HOUSE DISTRICT 9

Vote For 1		TOTAL	VOTE %
REP JAKE SAWYER	9,497	58.29%	
DEM ANGELA CHOBERKA	5,996	36.80%	
LIB JACOB K. JOHNSON	799	4.90%	

UTAH HOUSE DISTRICT 10

Vote For 1		TOTAL	VOTE %
REP JILL KOFORD	8,018	50.98%	
DEM ROSEMARY LESSER	7,709	49.02%	

UTAH HOUSE DISTRICT 11

Vote For 1		TOTAL	VOTE %
REP KATY HALL	7,600	100.00%	




UTAH HOUSE DISTRICT 12

Vote For 1		TOTAL	VOTE %
REP MIKE SCHULTZ	12,312	72.36%	
DEM SHARON HILTON	4,704	27.64%	

STATE BOARD OF EDUCATION DISTRICT 3

Vote For 1		TOTAL	VOTE %
REP ROD HALL	10,537	67.48%	
UFP LAURA JOHNSON	5,077	32.52%	


COUNTY COMMISSION SEAT C

Vote For 1		TOTAL	VOTE %
REP JIM HARVEY	61,272	56.82%	
DEM STEVEN VAN WAGONER	39,005	36.17%	
LIB BRIAN K ROWLEY	7,553	7.00%	

COUNTY ASSESSOR

Vote For 1		TOTAL	VOTE %
REP JOHN E. ULIBARRI	83,977	100.00%	

COUNTY RECORDER / SURVEYOR

Vote For 1		TOTAL	VOTE %
REP BAHY RAHIMZADEGAN	81,685	100.00%	


COUNTY TREASURER

Vote For 1		TOTAL	VOTE %
REP LYNELLE JENSEN	84,309	100.00%	


OGDEN SCHOOL BOARD DISTRICT 1

Vote For 1		TOTAL	VOTE %
ARLENE ANDERSON	2,102	100.00%	

OGDEN SCHOOL BOARD DISTRICT 3

Vote For 1		TOTAL	VOTE %
JENNIFER R. ZUNDEL	1,569	55.68%	
STEFANIE CRAGUN	1,249	44.32%	

OGDEN SCHOOL BOARD DISTRICT 5

Vote For 1		TOTAL	VOTE %
JOHN D PETERSON	2,814	54.44%	
ERIC HALL	2,355	45.56%	

OGDEN SCHOOL BOARD DISTRICT 6

Vote For 1		TOTAL	VOTE %
JENNIFER GENTA	1,836	100.00%	

WEBER SCHOOL BOARD DISTRICT 4

Vote For 1		TOTAL	VOTE %
PAUL J. WIDDISON	10,694	100.00%	

WEBER SCHOOL BOARD DISTRICT 5

Vote For 1		TOTAL	VOTE %
DOUGLAS R. HURST		6,663	100.00%

WEBER SCHOOL BOARD DISTRICT 7

Vote For 1		TOTAL	VOTE %
WYLE J. WILLIAMS		7,358	100.00%

MATTHEW B. DURRANT

Vote For 1		TOTAL	VOTE %
Yes		70,131	76.35%
No		21,721	23.65%

RYAN D. TENNEY

Vote For 1		TOTAL	VOTE %
Yes		69,413	76.57%
No		21,235	23.43%

JOSEPH M. BEAN

Vote For 1		TOTAL	VOTE %
Yes		68,291	75.39%
No		22,298	24.61%

RONALD G. RUSSELL

Vote For 1		TOTAL	VOTE %
Yes		70,492	77.71%
No		20,223	22.29%

CRISTINA PATRICIA ORTEGA

Vote For 1		TOTAL	VOTE %
Yes		69,669	76.28%
No		21,670	23.72%

CRAIG HALL

Vote For 1		TOTAL	VOTE %
Yes		67,368	74.70%
No		22,815	25.30%

MICHAEL DARIO DIREDA

Vote For 1		TOTAL	VOTE %
Yes	70,645	77.61%	
No	20,384	22.39%	

TASHA WILLIAMS

Vote For 1		TOTAL	VOTE %
Yes	71,916	78.98%	
No	19,145	21.02%	

PAUL H OLDS

Vote For 1		TOTAL	VOTE %
Yes	2,266	78.44%	
No	623	21.56%	

TRENT D. NELSON

Vote For 1		TOTAL	VOTE %
Yes	1,996	79.84%	
No	504	20.16%	

CONSTITUTIONAL AMENDMENT B

Vote For 1		TOTAL	VOTE %
For	71,505	67.78%	
Against	33,988	32.22%	

CONSTITUTIONAL AMENDMENT C

Vote For 1		TOTAL	VOTE %
For	88,051	83.23%	
Against	17,747	16.77%	

BALLOT PROPOSITION 19





Vote For 1		TOTAL	VOTE %
Yes	71,654	66.62%	
No	35,895	33.38%	

OGDEN VALLEY CITY

Vote For 1		TOTAL	VOTE %
Yes	2,927	64.70%	
No	1,597	35.30%	

FORM OF GOVERNMENT OGDEN VALLEY CITY

Vote For 1

	TOTAL	VOTE %	
Six-member council form	1,949	45.27%	
Seven-member council-mayor form	870	20.21%	
Five-member council-mayor form	812	18.86%	
Five-member council form	674	15.66%	

CITY COUNCIL QUESTION

Vote For 1

	TOTAL	VOTE %	
Yes	3,947	91.62%	
No	361	8.38%	